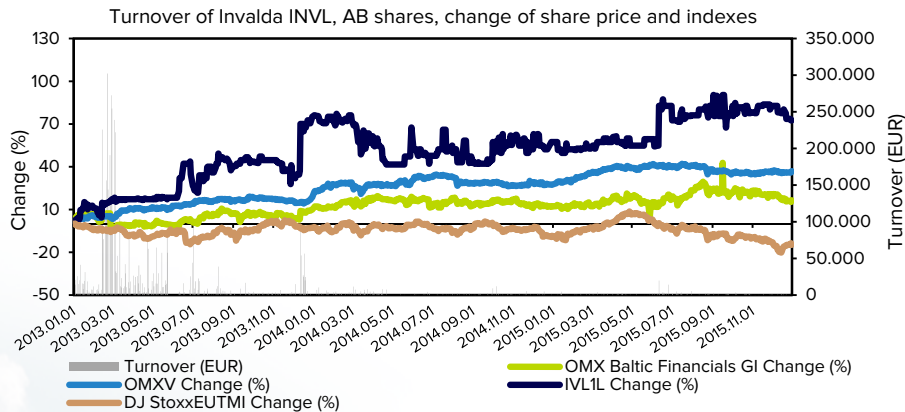
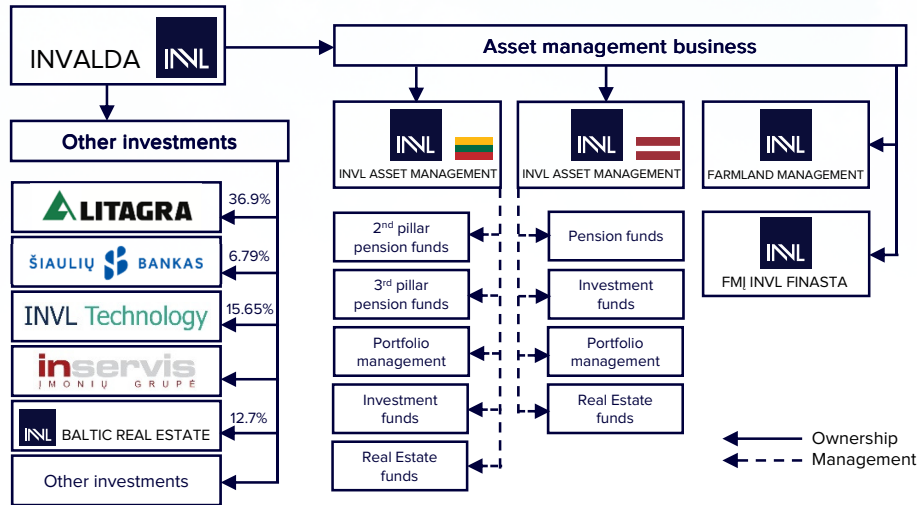


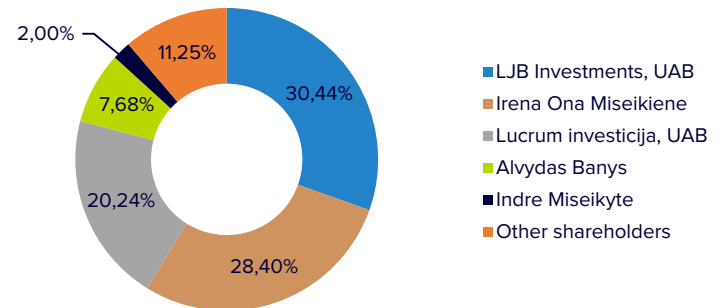
Key information about Invalda INVL, AB for 12 months of 2015

Invalda INVL, operating since 1991, is one of the leading asset management groups in the Baltic region. The companies it owns in Lithuania and Latvia manage more than 20 mutual, real estate and pension funds (2nd and 3rd pillar), alternative investments, individual portfolios, private equity and other financial instruments. Companies in the group manage more than EUR 300 million of assets entrusted to them by over 150,000 clients in Lithuania and Latvia as well as international investors.

The shares of Invalda INVL have traded on the NASDAQ Baltic exchange since 1995.



Net assets of the Company, thousand EUR	Evaluation criteria	2015.12.31	2014.12.31		
Investment into asset management	Acquisition cost price	6.955	5.789		
Cash and cash equivalents	Book value	1.238	3.292		
Deferred income tax asset	Book value	137	402		
Investments into INVL Baltic Real Estate, AB	Market price	1.985	1.628		
Investments into INVL Technology, AB	Market price	3.831	743		
Other listed shares and investment funds' units	Market price	512	1.143		
Investments into Litagra, UAB (including loans granted)	Comparative method of multipliers	14.897	14.909		
Investments into Siauliu Bankas	Market price	6.363	-		
Investments into bank Finasta and FMĮ Finasta	Acquisition cost price	-	4.284		
Investments into Inservis, UAB (including loans granted)	Comparative method of multipliers	4.828	3.952		
Investments into other subsidiary companies (including loans granted)	Fair value of net assets	1.351	1.434		
Loans to group companies of INVL Baltic Real Estate, AB	Book value	6.862	5.212		
Loans to group companies of INVL Technology, AB	Book value	-	2.037		
Other assets, other investments	Book value	602	977		
Liabilities	Book value	(802)	(1.260)		
NET ASSET VALUE		48.759	44.542		
Balance sheet of the Group, thousand EUR		2015.12.31	2014.12.31		
Non-current assets		32.565	35.565		
Current assets		17.290	10.219		
TOTAL ASSETS		49.804	45.784		
Non-current liabilities		77	-		
Current liabilities		1.321	1.299		
TOTAL LIABILITIES		1.398	1.299		
EQUITY		48.406	44.485		
Equity per share, EUR		4,13	3,75		
Profit (loss), thousand EUR		Group		Company	
		2015	2014	2015	2014
Revenue		3.592	2.591	-	-
Net changes in fair value of financial assets		4.942	3.446	4.939	17.691
Profit before income tax		4.715	2.928	5.032	22.346
Net profit		4.471	4.010	4.767	20.498



INVALDA **INL** Key information about Invalda INVL, AB for 12 months of 2015

Asset Management



EUR million (if not stated otherwise)	2015		2014	
	Lithuania	Latvia	Lithuania	Latvia
Number of clients, thousand	118,2	48,5	113,7	48,0
Asset under management	265,2	63,0	230,2	45,1
<i>2nd pillar pension funds</i>	179,0	45,7	155,2	40,5
<i>3rd pillar pension funds</i>	10,6	1,2	8,3	1,2
<i>Investment funds</i>	32,5	14,8	38,4	2,2
<i>Clients portfolios</i>	33,6	1,3	28,3	1,2
<i>Alternative assets</i>	9,5	-	-	-
Revenue	2,9	0,7	2,4	0,6
Profit before tax (EUR thousand)	(711)	30	(10)	150

More information on the services and activity of asset management sector is provided on <http://www.invl.com>

Agriculture

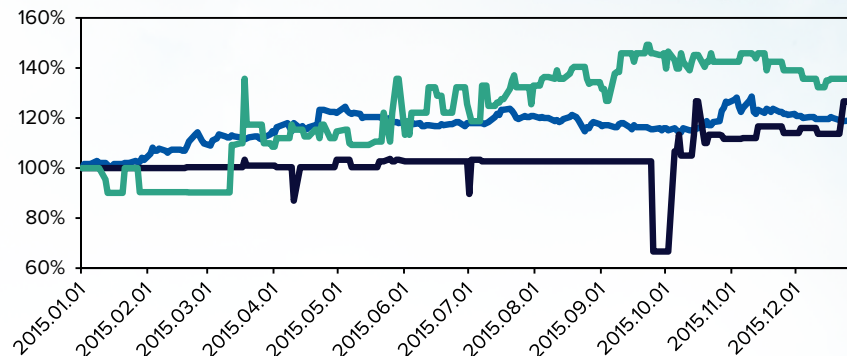


During the reporting period in the agricultural sector Invalda INVL, AB owned 36.9 percent of Litagra, UAB (one of the largest groups of agriculture companies in the Baltic states) shares through the company Cedus Invest. At the end of 2015, Litagra shares were valued at EUR 14.9 million.

EUR million	2015	2014	2013
Sales	131,4	134,2	131,3
EBITDA	6,5	5,1	8,1
Net profit	2,4	0,8	3,8

More information on the services and activity of the Litagra is provided on <http://www.litagrargroup.lt>

Listed companies



More information on the listed companies is provided in the website of stock exchange : <http://www.nasdaqbaltic.com>

More information about companies are provided on websites: www.invltechnology.lt <http://bre.invl.com> www.sb.lt

Facility management



Invalda INVL, AB owns facility management companies – Inservis Priemiestis, Jurita and Advima. The facility management companies allocated EUR 0.5 million of dividends for 2015. In November 2015 Inservis, UAB group sold 100 percent of Naujosios Vilnios Market shares for EUR 290 thousand.

At the end of 2015 facility management companies were valued at EUR 4,6 million.

EUR million	2015	2014	2013
Sales	7,6	5,9	4,5
EBITDA	0,8	0,7	0,3
Net profit	0,6	0,5	0,1

More information on the services and activity of the facility management companies is provided on : <http://www.inservis.lt>